

SOUND ABSORPTION MEASUREMENTS FOR GÖTESSONS DESK SCREEN SCREENIT A30 CORE

The sound absorption area for three sizes of the desk screen ScreenIT A30 Core from Götessons has been measured according to the reverberation room method, SS-EN ISO 354:2003 and evaluated according to SS-ISO 20189:2019.

The measured practical sound absorption area for the tested objects and the N_{10} -value, as used by *Kammarkollegiet*, are presented in table 1 below.

Measurement protocol	Desk screen ScreenIT A30 Core (Length x Height mm)	Sound absorption area in frequency band (Hz)						N_{10}
		125	250	500	1000	2000	4000	
M1	800 x 650	0.14	0.34	0.42	0.51	0.59	0.63	24
M2	1400 x 650	0.34	0.60	0.74	0.88	1.0	1.1	14
M3	1800 x 800	0.43	0.93	1.2	1.5	1.7	1.6	8.5

Table 1: Summary of the measurement results as practical absorption area according to SS-ISO 20189:2019 and as N_{10} -value as used by Kammarkollegiet.

Based on the measurements, the sound absorption area of nine sizes of the same screen has been interpolated according to SS-ISO 20189:2019.

Measurement protocol	Desk screen ScreenIT A30 Core (Length x Height mm)	Sound absorption area in frequency band (Hz)						N_{10}
		125	250	500	1000	2000	4000	
M4	900 x 650	0.18	0.38	0.47	0.57	0.66	0.71	21
M5	1200 x 650	0.27	0.51	0.63	0.76	0.88	0.94	16
M6	1600 x 650	0.36	0.68	0.84	1.0	1.2	1.2	12
M7	1800 x 650	0.38	0.76	0.95	1.2	1.3	1.4	11
M8	800 x 800	0.20	0.42	0.52	0.63	0.72	0.77	19
M9	900 x 800	0.24	0.47	0.58	0.70	0.81	0.87	17
M10	1200 x 800	0.34	0.63	0.78	0.94	1.1	1.1	13
M11	1400 x 800	0.37	0.73	0.91	1.1	1.3	1.3	11
M12	1600 x 800	0.40	0.83	1.0	1.3	1.5	1.5	9.6

Table 2: Summary of the interpolated results as practical absorption area according to SS-ISO 20189:2019 and as N_{10} -value as used by Kammarkollegiet.

1 CLIENT

Götessons Design Group, Rönnåsgatan 5B, 523 38, Ulricehamn, Sweden
Contact: Jakob Johansson, 0321-68 77 85, jakob@gotessons.se

2 ASSIGNMENT

To measure the sound absorption area for three sizes of the desk screen ScreenIT A30 Core according to SS-EN ISO 354:2003 and evaluate according to SS-ISO 20189:2019. The measurements shall be used to interpolate the sound absorption area for nine other sizes of the same product.

3 TEST OBJECTS

ScreenIT A30 Core is a desk screen based on a 30 mm wooden frame filled with polyester felt absorber. The screen is covered with fabric. Three different sizes were measured placed on the floor of the reverberation room.



Figure 1: Six ScreenIT A30 Core 800 x 650 mm measured for sound absorption area.



Figure 2: Three ScreenIT A30 Core 1400 x 650 mm measured for sound absorption area.




Figure 3: Two ScreenIT A30 Core 1800 x 800 mm measured for sound absorption area.

4 MEASUREMENT PROCEDURE

The absorption measurements were performed according to the standard SS-EN ISO 354:2003. The measurements were made with three speaker positions and four microphone positions. The results for sound absorption area were evaluated according to SS-ISO 20189:2019 (Swedish approval of ISO 20189:2018).

The measurements were performed by Johan Jernstedt 2026-04-09 in Akustikverkstan's reverberation room in Skultorp, Skövde, Sweden. More information on the test facilities can be found in Appendix 2.

The equipment used is presented in Appendix 3.

5 RESULTS

Detailed measurement results are available in the measurement protocol belonging to this report, 4994-M1 to M3. The results are only valid for the tested samples. The measurement accuracy is described in Appendix 4.

Detailed interpolated results are available in the protocols 4994-M4 to M12.

This report should always be used in its complete context, even though the measurement protocol may be used independently.

6 COMMENTS AND INTERPRETATIONS

6.1 N_{10} -value

The N_{10} value is a comparative value that applies to acoustic products with sound absorbing properties. *Kammarkollegiet*, the Swedish authority dealing with public purchasing, uses the value in their advice regarding purchasing of sound absorbers. The N_{10} value is developed to be a single value metric for speech sound absorption and describes how many objects are needed to obtain 10 m² of sound absorption area in the 500 Hz octave band. The N_{10} value is calculated with the formula:

$$N_{10} = \frac{10}{A_{dim}}$$

A_{dim} is the average sound absorption area of the three 1/3 octave bands in the 500 Hz octave band. If the sound absorption is lower in any octave above 500 Hz, the lower value will be used instead.

7 DEVIATIONS FROM THE STANDARD

The total measured sound absorption area at lower frequencies is below 1 m². According to SS-ISO 20189:2019, the total sound absorption should exceed 1 m² in each frequency band.

Johan Jernstedt

Reviewed by Carl Nyqvist, 2026-04-22

APPENDIX 1: MEASURED REVERBERATION TIMES

f(Hz)	Empty	ScreenIT A30 Core 800x650	ScreenIT A30 Core 1400x650	ScreenIT A30 Core 1800x800
50	7.38	6.51	6.17	6.04
63	7.97	7.08	6.90	6.74
80	7.83	6.60	6.40	6.33
100	7.36	6.57	6.33	6.55
125	6.71	5.92	5.57	5.88
160	5.41	4.40	4.44	4.40
200	5.60	4.18	4.35	4.24
250	5.33	4.06	4.12	4.07
315	5.57	4.06	4.19	4.25
400	5.26	3.84	3.95	3.95
500	4.88	3.51	3.64	3.60
630	4.46	3.23	3.37	3.27
800	4.79	3.36	3.47	3.42
1000	4.72	3.27	3.43	3.32
1250	4.18	2.94	3.08	2.97
1600	3.77	2.70	2.82	2.72
2000	3.35	2.48	2.57	2.49
2500	2.99	2.22	2.34	2.32
3150	2.47	1.96	2.02	2.01
4000	2.04	1.65	1.75	1.75
5000	1.67	1.41	1.46	1.48

Number of objects	0	6	3	2
Temperature (°C)	18	18	18	18
RH (%)	48	49	52	53

APPENDIX 2: INFORMATION ABOUT THE REVERBERATION ROOM

The reverberation room is rectangular, measuring Length x Width x Height = 5.85 x 4.65 x 7.35 m. The room volume is 200 m³ and the total area of the walls, ceiling and floor is 209 m². There are 22 diffusors (size 0.775 x 1.25 m) randomly installed in the room. The reverberation time between 50 and 200 Hz is controlled with membrane absorbers on the walls.

The test objects were placed on the floor on the mounting area (10 m², 2.6 x 3.85 m) according to figure A2.1. The mounting area consists of a concrete slab that can be lowered up to 700 mm below the floor.

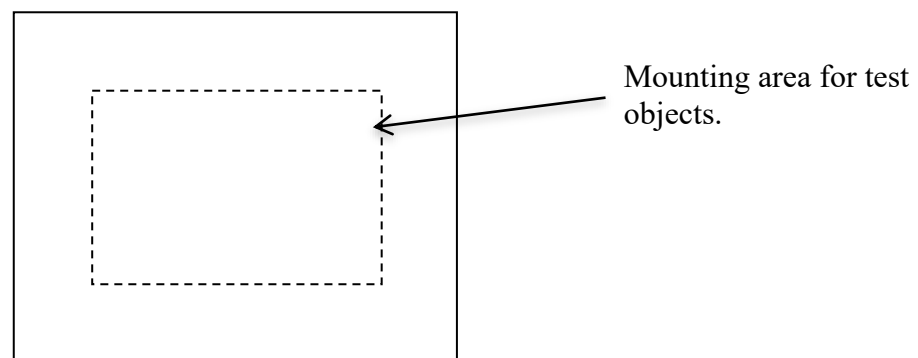


Figure A2.1: Plane drawing of the reverberation room with the mounting area.

APPENDIX 3: MEASUREMENT EQUIPMENT

Table A3.1 lists the equipment used during the measurements. The equipment fulfils class 1 according to SS-EN 61672-1, 60942 and 61260. Date for the latest calibration is available in the instrument journal of Akustikverkstan.

Instrument	Manufacture and type	Serial number	Internal designation
Measurement computer	HP Zbook		DA02
Front end	National Instruments NI 9234	1918620/190DB0B	AN05
Microphone	Roga MI-17	592	MI04
Microphone	Roga MI-17	3186	MI31
Microphone	Roga MI-17	594	MI06
Microphone	Roga MI-17	595	MI07
Speaker	IMA Kub 1	8	HÖ7
Speaker	IMA Kub 1	9	HÖ8
Speaker	IMA Kub 1	10	HÖ9
Equalizer	Monacor MEQ-2152	-	Lab
Amplifier	Denon POA-2200	-	Lab

Table A3.1: Equipment used during the measurements.

APPENDIX 4: MEASUREMENT UNCERTAINTY

The uncertainties in the measured sound absorption coefficients for office screens have been estimated to the values in table A4.1. The uncertainty corresponds to one standard deviation.

50 Hz	63 Hz	80 Hz	100 Hz	125 Hz	160 Hz	200 Hz
± 0.05	± 0.05	± 0.05	± 0.05	± 0.05	± 0.04	± 0.04
250 Hz	315 Hz	400 Hz	500 Hz	630 Hz	800 Hz	1 kHz
± 0.04	± 0.03	± 0.03	± 0.03	± 0.03	± 0.03	± 0.03
1.25 kHz	1.6 kHz	2 kHz	2.5 kHz	3.15 kHz	4 kHz	5 kHz
± 0.03	± 0.03	± 0.03	± 0.03	± 0.04	± 0.04	± 0.05

Table A4.1: Measurement uncertainty for each third octave.

The uncertainty in sound absorption area can be derived from the uncertainty above multiplied by the exposed area of the evaluated test object.

The N_{10} -value has a standard deviation of +/- 2 %.

Desk screen ScreenIT A30 Core 800x650

SOUND ABSORPTION AREA ACCORDING TO SS-EN ISO 354:2003 and ISO 20189:2018

Measurement of sound absorption area in a reverberation room



Report number:
4994-M1
Date
2026-04-22

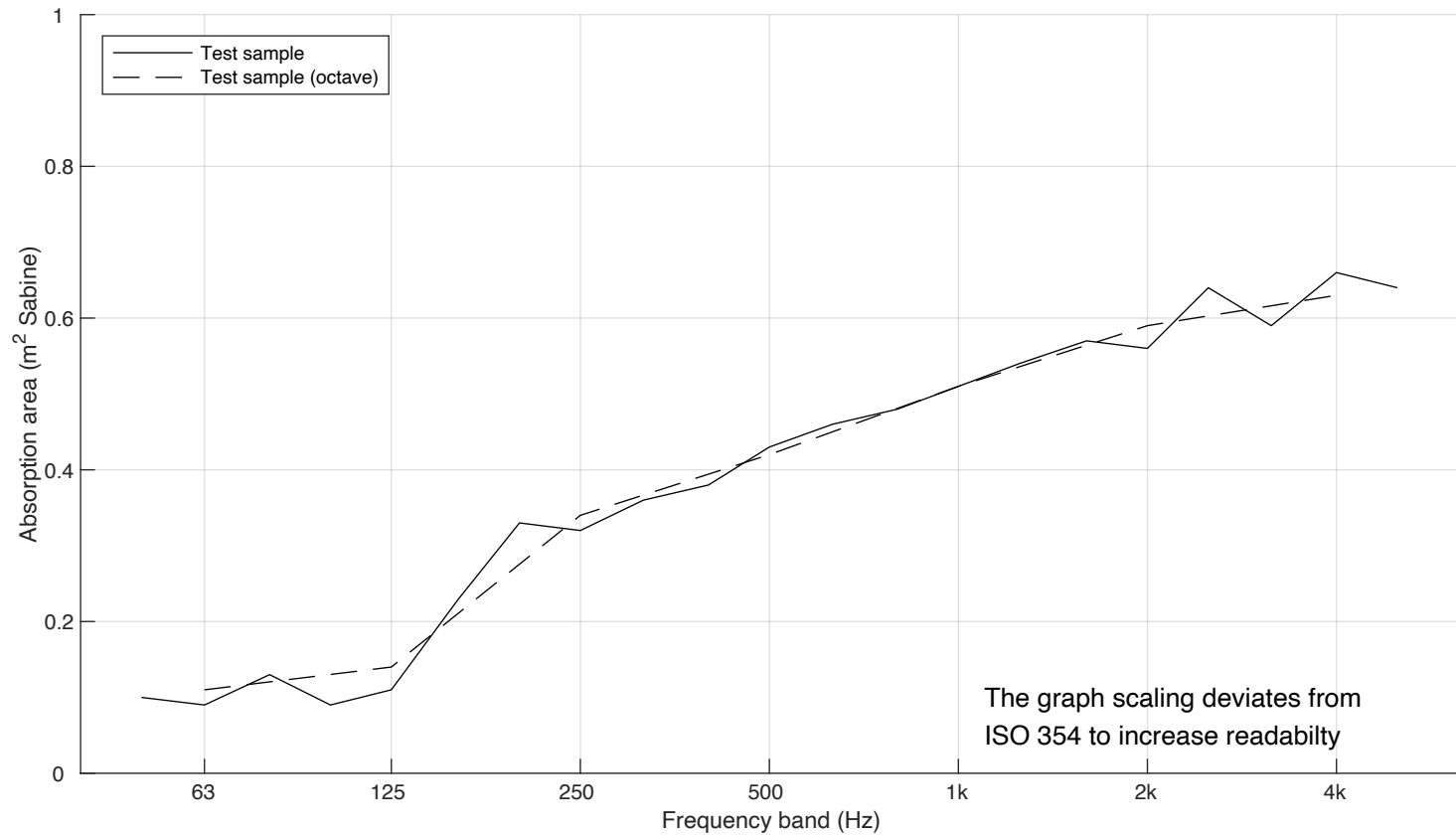
Frequency f [Hz]	Sound absorption area per object [m ² Sabine]	
50	0.10	
63	0.09	0.11
80	0.13	
100	0.09	
125	0.11	0.14
160	0.23	
200	0.33	
250	0.32	0.34
315	0.36	
400	0.38	
500	0.43	0.42
630	0.46	
800	0.48	
1000	0.51	0.51
1250	0.54	
1600	0.57	
2000	0.56	0.59
2500	0.64	
3150	0.59	
4000	0.66	0.63
5000	0.64	

Client: Götessons Design Group
 Manufacturer: Götessons Design Group
 Product identification: ScreenIT A30 Core 800x650

Description of test specimen: Sound absorbing desk screen 800 x 650 x 33 mm built up from a wooden frame filled with polyester felt absorber, covered with fabric.

Reverberation room volume: 200 m³
 Temperature: 18.0 °C (empty: 18.0 °C)
 Air humidity: 49% (empty: 48%)
 Air pressure: 103.1 kPa (empty: 103.1 kPa)
 Number of objects: 6

Measurement date: 2026-04-09
 Measured by: Johan Jernstedt



$N_{10} = 24$

Desk screen ScreenIT A30 Core 1400x650

SOUND ABSORPTION AREA ACCORDING TO SS-EN ISO 354:2003 and ISO 20189:2018

Measurement of sound absorption area in a reverberation room



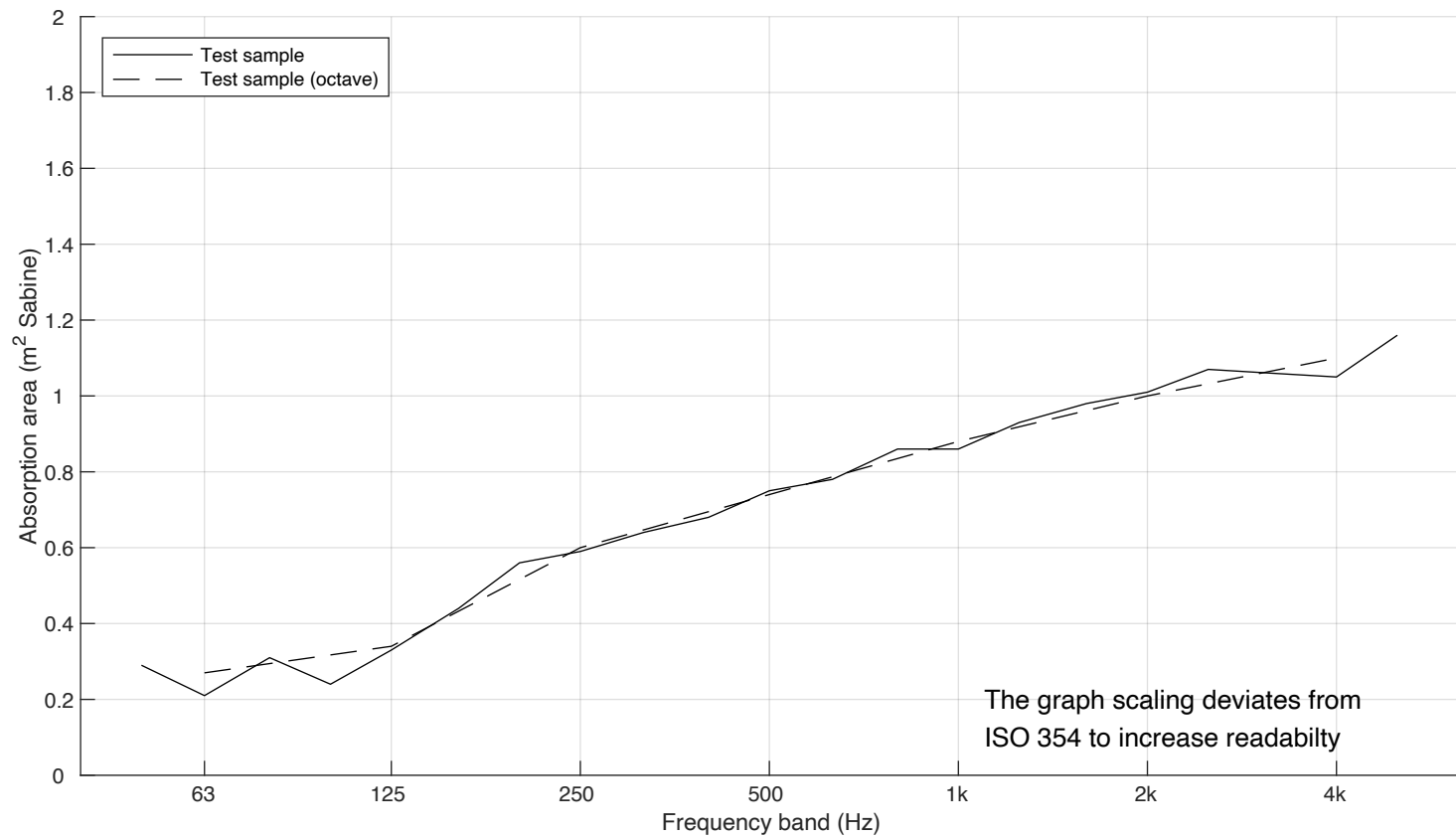
Report number:
4994-M2
Date
2026-04-22

Frequency f [Hz]	Sound absorption area per object [m ² Sabine]	
50	0.29	
63	0.21	0.27
80	0.31	
100	0.24	
125	0.33	0.34
160	0.44	
200	0.56	
250	0.59	0.60
315	0.64	
400	0.68	
500	0.75	0.74
630	0.78	
800	0.86	
1000	0.86	0.88
1250	0.93	
1600	0.98	
2000	1.01	1.0
2500	1.07	
3150	1.06	
4000	1.05	1.1
5000	1.16	

Client: Götessons Design Group
 Manufacturer: Götessons Design Group
 Product identification: ScreenIT A30 Core 1400x650
 Description of test specimen: Sound absorbing desk screen 1400 x 650 x 33 mm built up from a wooden frame filled with polyester felt absorber, covered with fabric.

Reverberation room volume: 200 m³
 Temperature: 18.0 °C (empty: 18.0 °C)
 Air humidity: 52 % (empty: 48 %)
 Air pressure: 103.1 kPa (empty: 103.1 kPa)
 Number of objects: 3

Measurement date: 2026-04-09
 Measured by: Johan Jernstedt



$N_{10} = 14$

Desk screen ScreenIT A30 Core 1800x800

SOUND ABSORPTION AREA ACCORDING TO SS-EN ISO 354:2003 and ISO 20189:2018

Measurement of sound absorption area in a reverberation room



Report number:
4994-M3
Date
2026-04-22

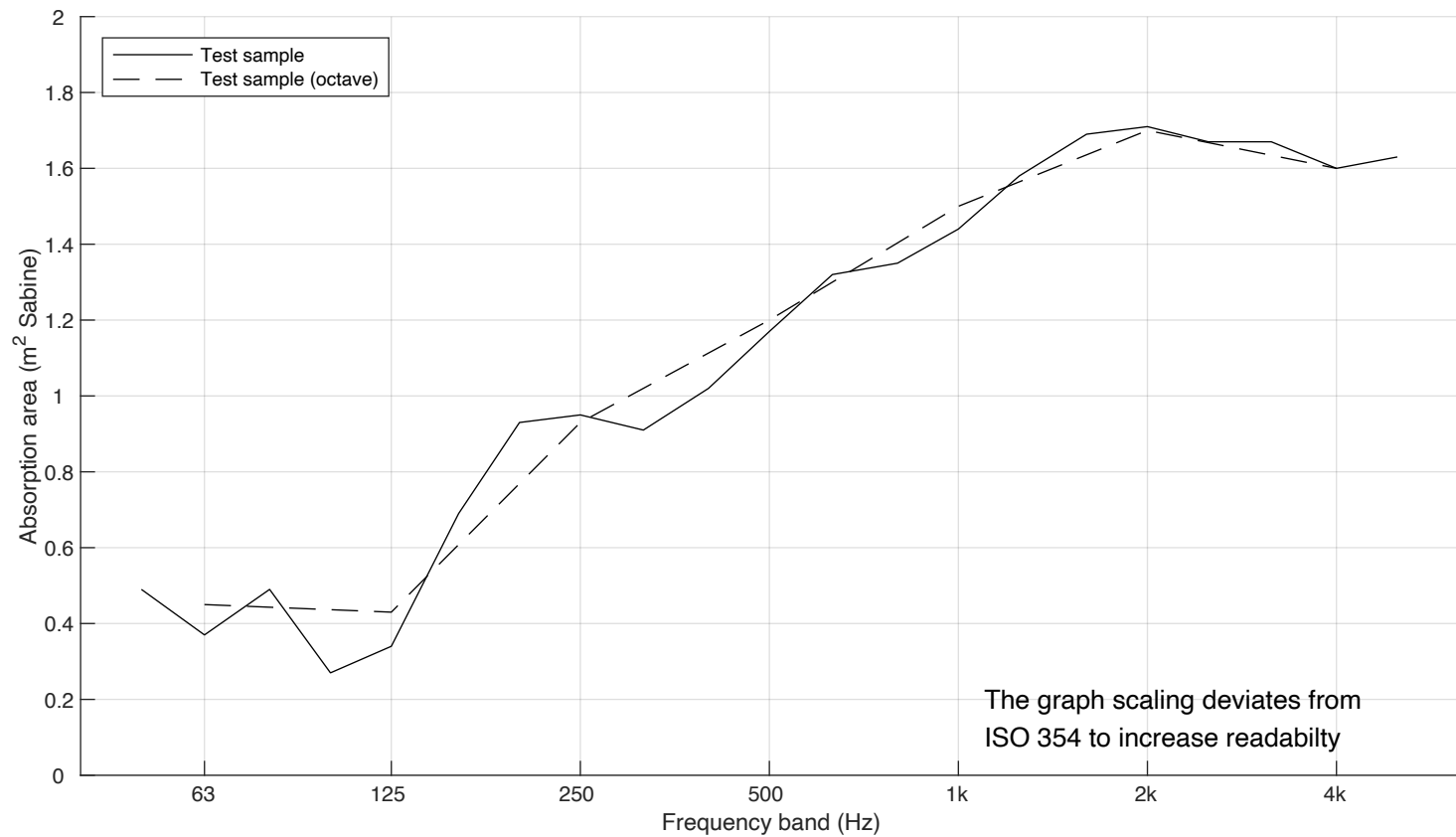
Frequency f [Hz]	Sound absorption area per object [m ² Sabine]	
50	0.49	
63	0.37	0.45
80	0.49	
100	0.27	
125	0.34	0.43
160	0.69	
200	0.93	
250	0.95	0.93
315	0.91	
400	1.02	
500	1.17	1.2
630	1.32	
800	1.35	
1000	1.44	1.5
1250	1.58	
1600	1.69	
2000	1.71	1.7
2500	1.67	
3150	1.67	
4000	1.60	1.6
5000	1.63	

Client: Götessons Design Group
 Manufacturer: Götessons Design Group
 Product identification: ScreenIT A30 Core 1800x800

Description of test specimen: Sound absorbing desk screen 1800 x 800 x 33 mm built up from a wooden frame filled with polyester felt absorber, covered with fabric.

Reverberation room volume: 200 m³
 Temperature: 18.0 °C (empty: 18.0 °C)
 Air humidity: 53 % (empty: 48 %)
 Air pressure: 103.1 kPa (empty: 103.1 kPa)
 Number of objects: 2

Measurement date: 2026-04-09
 Measured by: Johan Jernstedt



$$N_{10} = 8.5$$

Desk screen ScreenIT A30 Core 900x650

SOUND ABSORPTION AREA - CALCULATED FROM MEASUREMENTS

Calculated sound absorption area from ISO 354:2003 reverberation room measurements, evaluated according to ISO 20189:2018



Report number:
4994-M4
Date
2026-04-22

Frequency f [Hz]	Sound absorption area per object [m ² Sabine]	
50	0.13	
63	0.11	0.13
80	0.16	
100	0.11	
125	0.15	0.18
160	0.27	
200	0.37	
250	0.36	0.38
315	0.41	
400	0.43	
500	0.48	0.47
630	0.51	
800	0.54	
1000	0.57	0.57
1250	0.60	
1600	0.64	
2000	0.64	0.66
2500	0.71	
3150	0.67	
4000	0.73	0.71
5000	0.73	

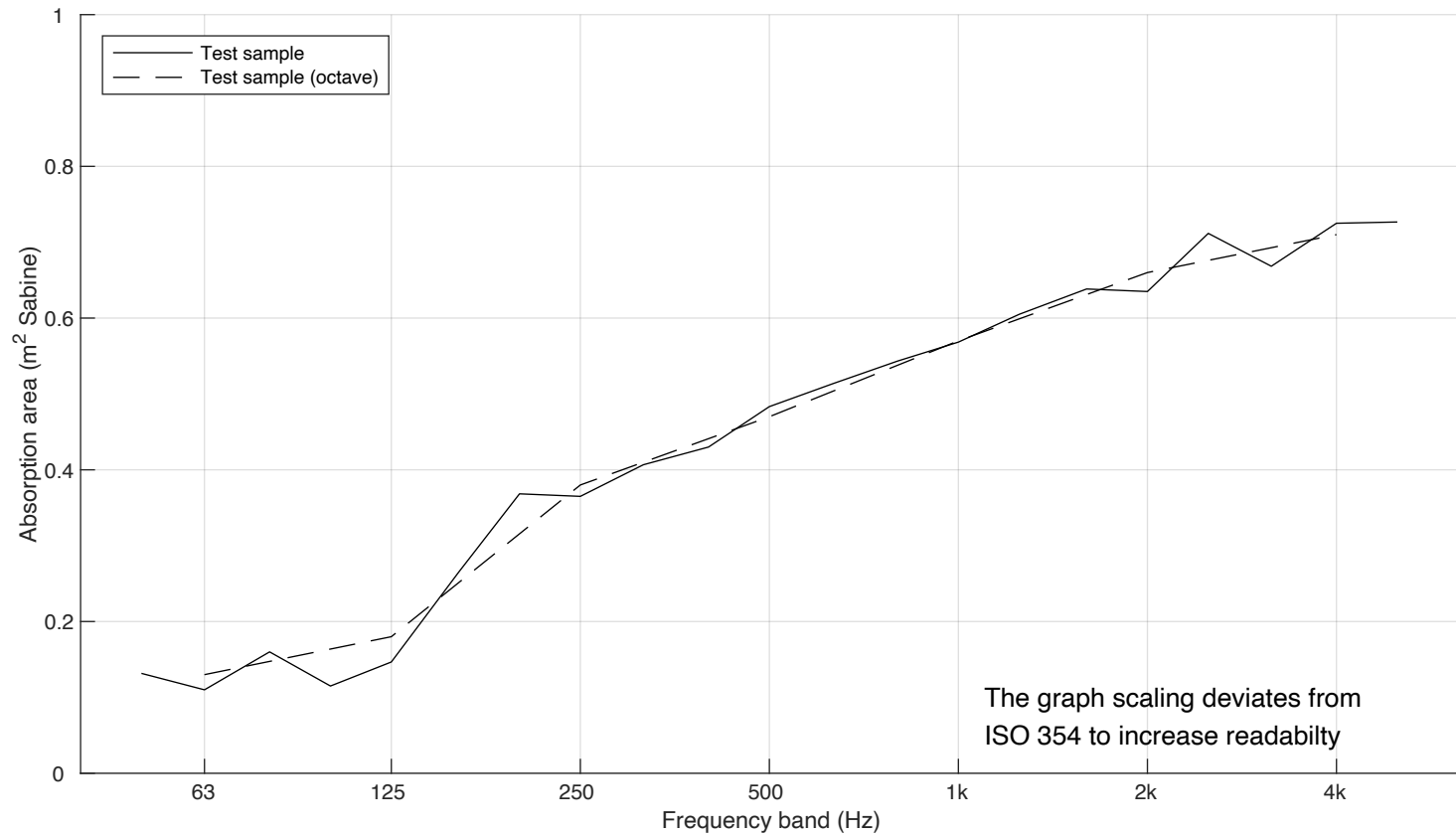
Client: Götessons Design Group
 Manufacturer: Götessons Design Group
 Product identification: ScreenIT A30 Core 900x650

Description of test specimen: Sound absorbing desk screen 900 x 650 x 33 mm built up from a wooden frame filled with polyester felt absorber, covered with fabric.

Interpolation according to ISO 20189:2018 appendix E, based on measurements:

4994-M1.txt
and
4994-M2.txt

	Height	Width
Object 1 size	650	800
Object 2 size	650	1400
Interpolated object size	650	900
Area difference 11 %		



$N_{10} = 21$

Desk screen ScreenIT A30 Core 1200x650

SOUND ABSORPTION AREA - CALCULATED FROM MEASUREMENTS

Calculated sound absorption area from ISO 354:2003 reverberation room measurements, evaluated according to ISO 20189:2018



Report number:
4994-M5
Date
2026-04-22

Frequency f [Hz]	Sound absorption area per object [m ² Sabine]	
50	0.23	
63	0.17	0.22
80	0.25	
100	0.19	
125	0.26	0.27
160	0.37	
200	0.48	
250	0.50	0.51
315	0.55	
400	0.58	
500	0.64	0.63
630	0.67	
800	0.73	
1000	0.74	0.76
1250	0.80	
1600	0.84	
2000	0.86	0.88
2500	0.93	
3150	0.90	
4000	0.92	0.94
5000	0.99	

Client: Götessons Design Group
 Manufacturer: Götessons Design Group
 Product identification: ScreenIT A30 Core 1200x650

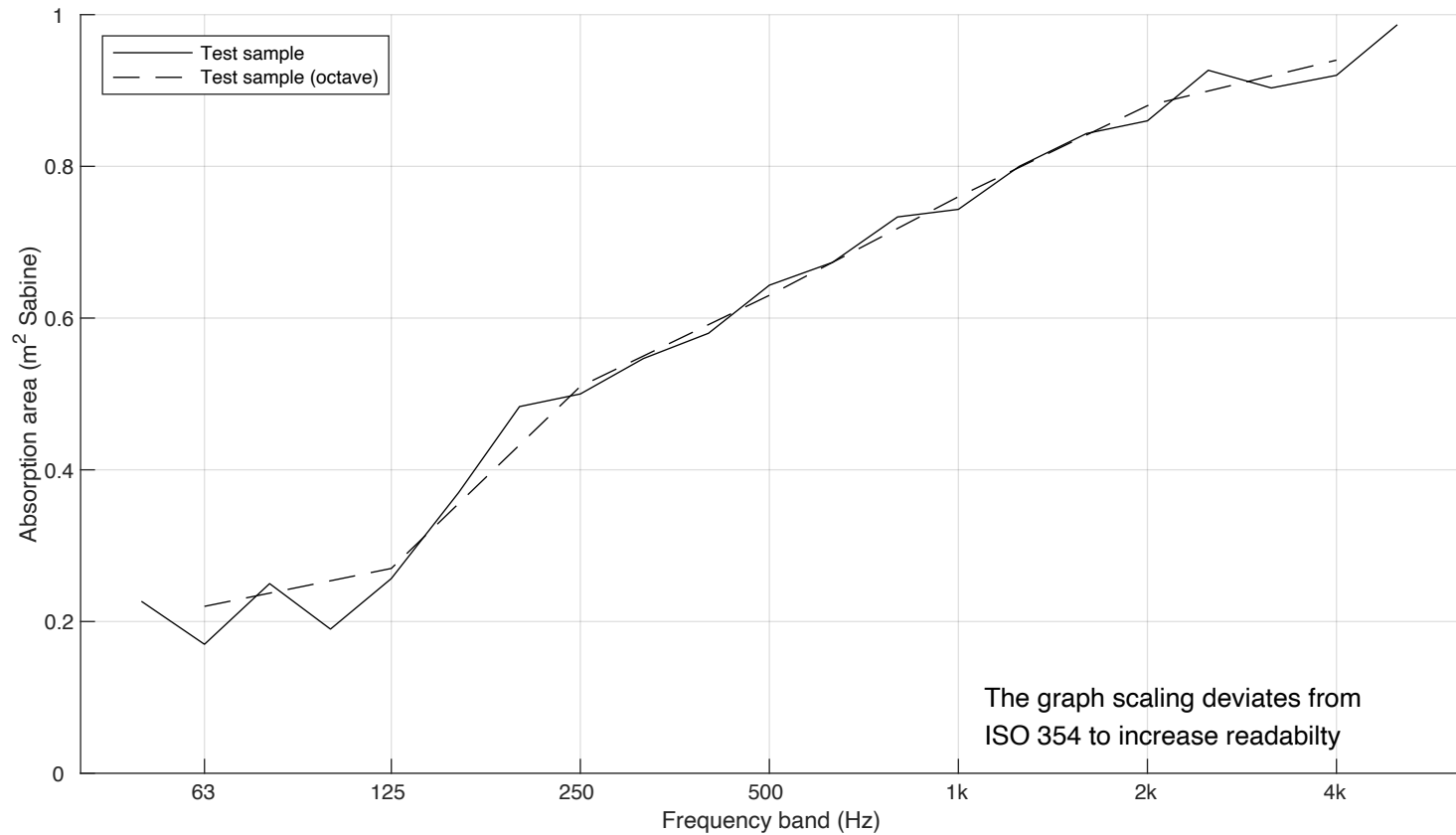
Description of test specimen: Sound absorbing desk screen 1200 x 650 x 33 mm built up from a wooden frame filled with polyester felt absorber, covered with fabric.

Interpolation according to ISO 20189:2018 appendix E, based on measurements:

4994-M1.txt
and
4994-M2.txt

	Height	Width
Object 1 size	650	800
Object 2 size	650	1400
Interpolated object size	650	1200

Area difference 14 %



$N_{10} = 16$

Desk screen ScreenIT A30 Core 1600x650

SOUND ABSORPTION AREA - CALCULATED FROM MEASUREMENTS

Calculated sound absorption area from ISO 354:2003 reverberation room measurements, evaluated according to ISO 20189:2018



Report number:
4994-M6
Date
2026-04-22

Frequency f [Hz]	Sound absorption area per object [m ² Sabine]	
50	0.34	
63	0.25	0.31
80	0.35	
100	0.25	
125	0.33	0.36
160	0.50	
200	0.65	
250	0.68	0.68
315	0.71	
400	0.76	
500	0.85	0.84
630	0.91	
800	0.98	
1000	1.00	1.0
1250	1.09	
1600	1.15	
2000	1.18	1.2
2500	1.22	
3150	1.21	
4000	1.18	1.2
5000	1.28	

Client: Götessons Design Group
 Manufacturer: Götessons Design Group
 Product identification: ScreenIT A30 Core 1600x650

Description of test specimen: Sound absorbing desk screen 1600 x 650 x 33 mm built up from a wooden frame filled with polyester felt absorber, covered with fabric.

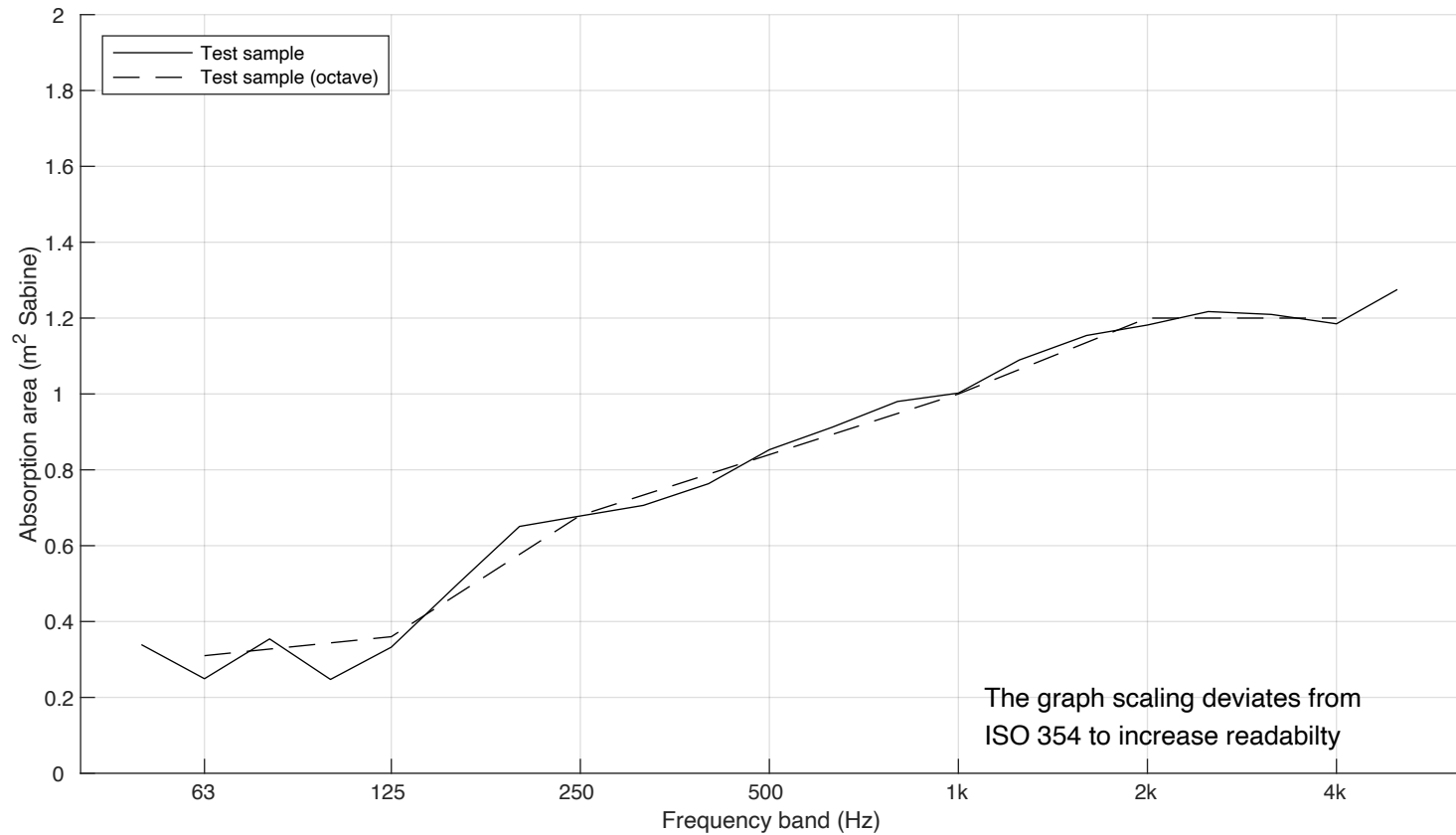
Interpolation according to ISO 20189:2018 appendix E, based on measurements:

4994-M2.txt
and
4994-M3.txt

	Height	Width
Object 1 size	650	1400
Object 2 size	800	1800
Interpolated object size	650	1600

Area difference 13 %

$N_{10} = 12$



Desk screen ScreenIT A30 Core 1800x650

SOUND ABSORPTION AREA - CALCULATED FROM MEASUREMENTS

Calculated sound absorption area from ISO 354:2003 reverberation room measurements, evaluated according to ISO 20189:2018



Report number:
4994-M7
Date
2026-04-22

Frequency f [Hz]	Sound absorption area per object [m ² Sabine]	
50	0.39	
63	0.29	0.36
80	0.40	
100	0.25	
125	0.33	0.38
160	0.56	
200	0.74	
250	0.77	0.76
315	0.77	
400	0.85	
500	0.96	0.95
630	1.04	
800	1.10	
1000	1.14	1.2
1250	1.25	
1600	1.33	
2000	1.35	1.3
2500	1.36	
3150	1.36	
4000	1.32	1.4
5000	1.39	

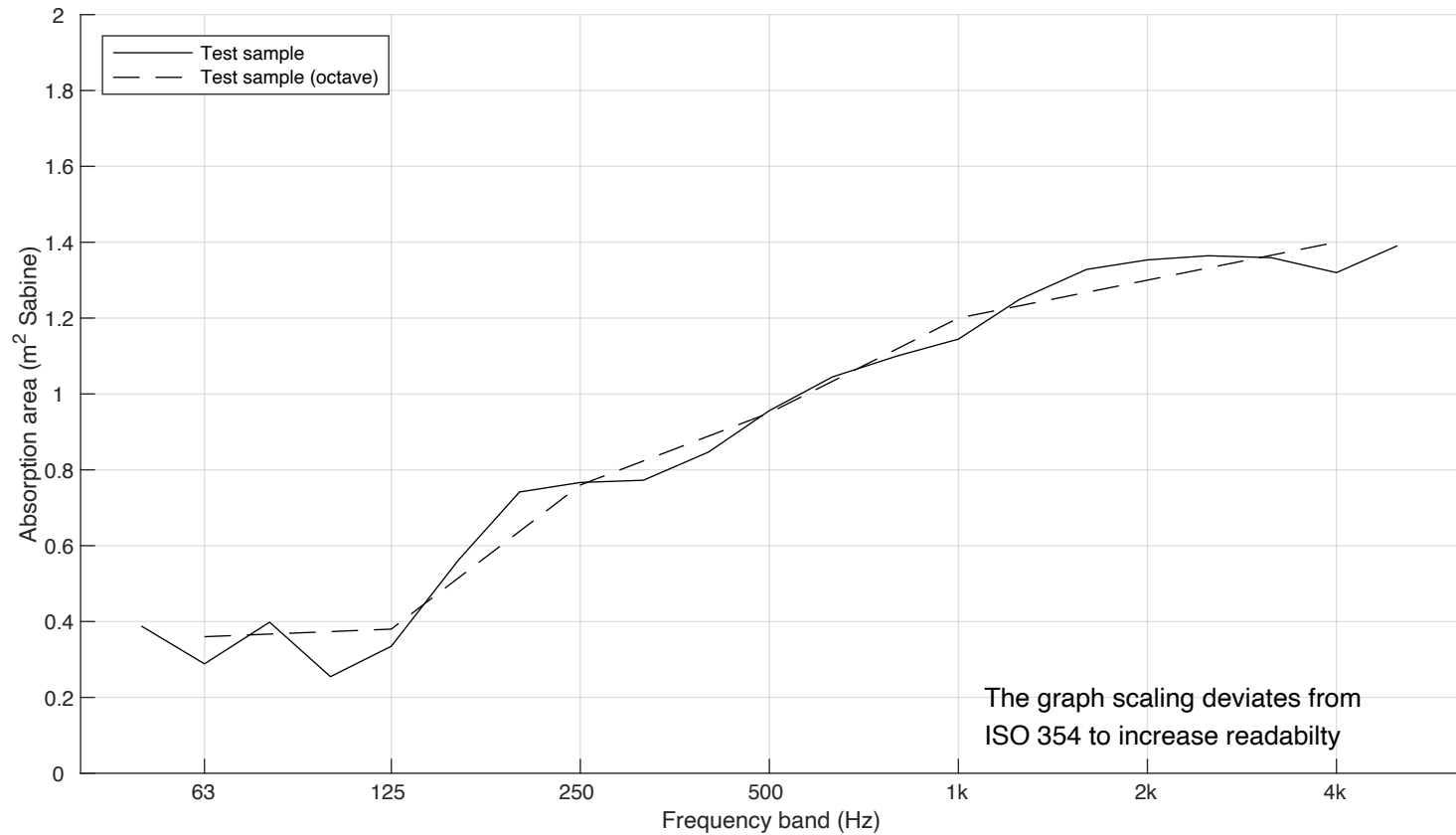
Client: Götessons Design Group
 Manufacturer: Götessons Design Group
 Product identification: ScreenIT A30 Core 1800x650

Description of test specimen: Sound absorbing desk screen 1800 x 650 x 33 mm built up from a wooden frame filled with polyester felt absorber, covered with fabric.

Interpolation according to ISO 20189:2018 appendix E, based on measurements:

4994-M2.txt
and
4994-M3.txt

	Height	Width
Object 1 size	650	1400
Object 2 size	800	1800
Interpolated object size	650	1800
Area difference 19 %		



$$N_{10} = 11$$

Desk screen ScreenIT A30 Core 800x800

SOUND ABSORPTION AREA - CALCULATED FROM MEASUREMENTS

Calculated sound absorption area from ISO 354:2003 reverberation room measurements, evaluated according to ISO 20189:2018



Report number:
4994-M8
Date
2026-04-22

Frequency f [Hz]	Sound absorption area per object [m ² Sabine]	
50	0.16	
63	0.13	0.16
80	0.19	
100	0.14	
125	0.18	0.20
160	0.29	
200	0.40	
250	0.40	0.42
315	0.45	
400	0.47	
500	0.53	0.52
630	0.56	
800	0.60	
1000	0.62	0.63
1250	0.66	
1600	0.70	
2000	0.70	0.72
2500	0.77	
3150	0.73	
4000	0.78	0.77
5000	0.80	

Client: Götessons Design Group
 Manufacturer: Götessons Design Group
 Product identification: ScreenIT A30 Core 800x800

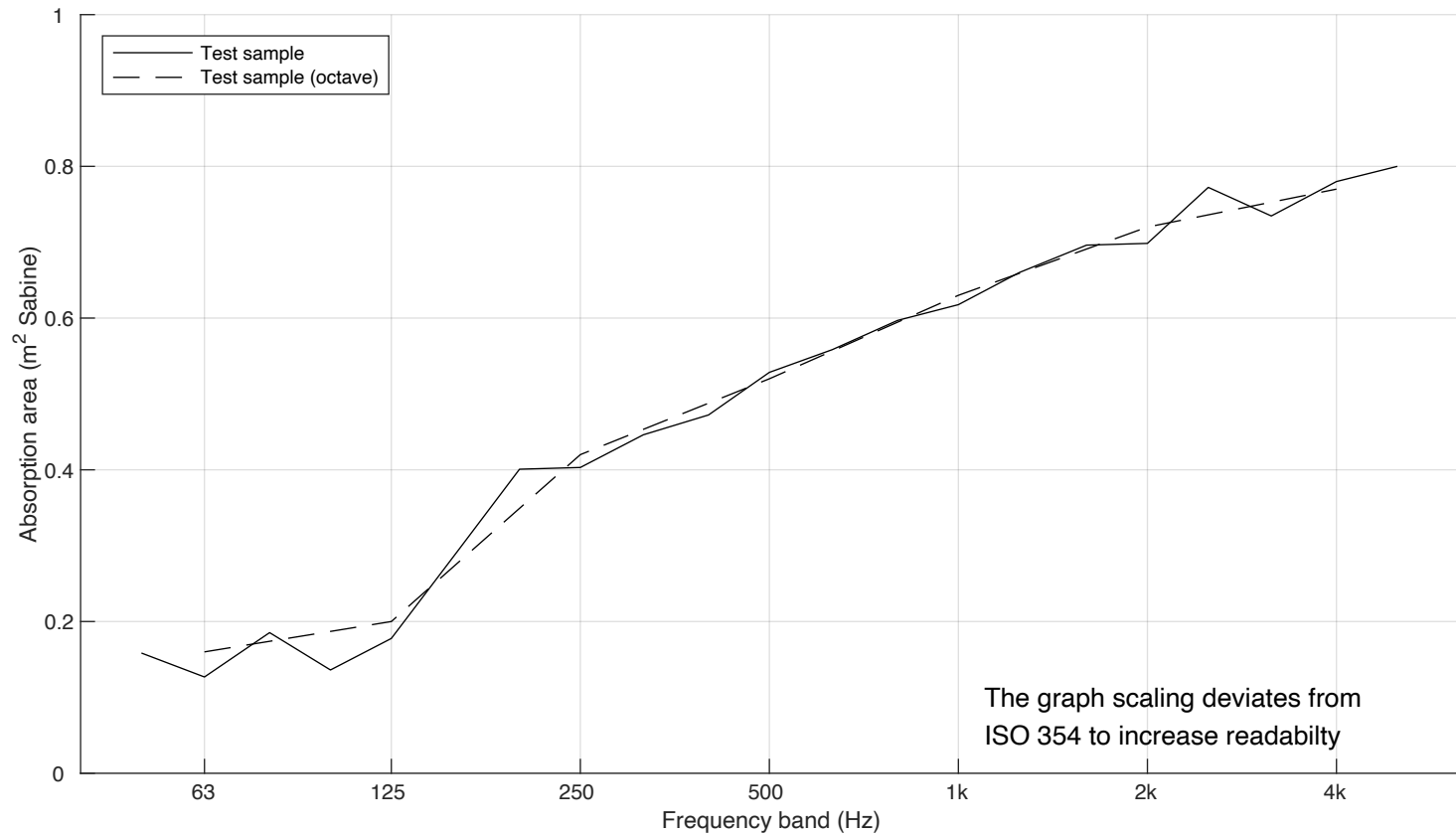
Description of test specimen: Sound absorbing desk screen 800 x 800 x 33 mm built up from a wooden frame filled with polyester felt absorber, covered with fabric.

Interpolation according to ISO 20189:2018 appendix E, based on measurements:

4994-M1.txt
and
4994-M2.txt

	Height	Width
Object 1 size	650	800
Object 2 size	650	1400
Interpolated object size	800	800

Area difference 19 %



The graph scaling deviates from ISO 354 to increase readability

$N_{10} = 19$

Desk screen ScreenIT A30 Core 900x800

SOUND ABSORPTION AREA - CALCULATED FROM MEASUREMENTS

Calculated sound absorption area from ISO 354:2003 reverberation room measurements, evaluated according to ISO 20189:2018



Report number:
4994-M9
Date
2026-04-22

Frequency f [Hz]	Sound absorption area per object [m ² Sabine]	
50	0.20	
63	0.15	0.19
80	0.22	
100	0.17	
125	0.22	0.24
160	0.34	
200	0.45	
250	0.46	0.47
315	0.50	
400	0.53	
500	0.59	0.58
630	0.62	
800	0.67	
1000	0.69	0.70
1250	0.74	
1600	0.78	
2000	0.79	0.81
2500	0.86	
3150	0.83	
4000	0.86	0.87
5000	0.91	

Client: Götessons Design Group
 Manufacturer: Götessons Design Group
 Product identification: ScreenIT A30 Core 900x800

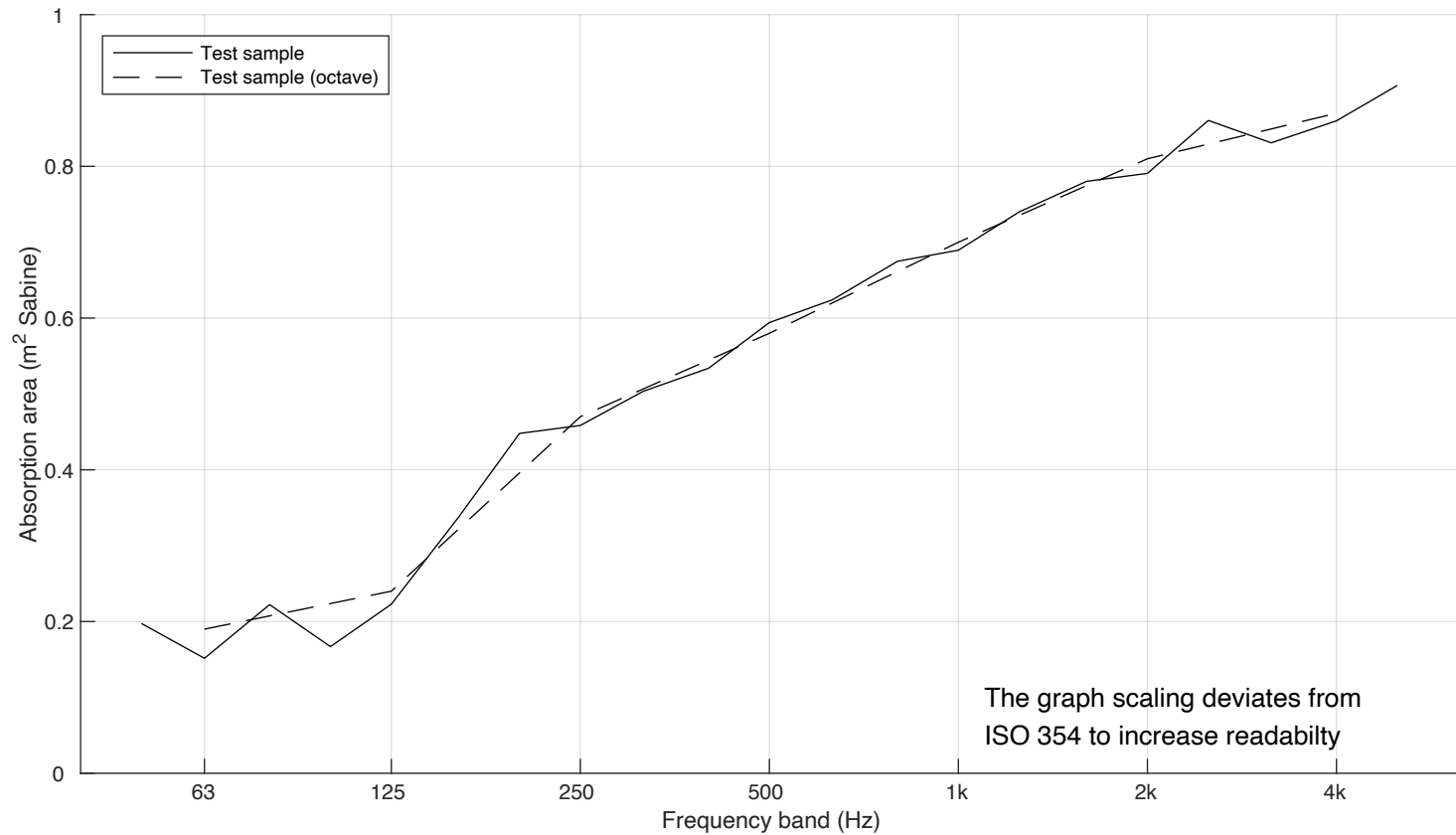
Description of test specimen: Sound absorbing desk screen 900 x 800 x 33 mm built up from a wooden frame filled with polyester felt absorber, covered with fabric.

Interpolation according to ISO 20189:2018 appendix E, based on measurements:

4994-M1.txt
and
4994-M2.txt

	Height	Width
Object 1 size	650	800
Object 2 size	650	1400
Interpolated object size	800	900

Area difference 21 %



The graph scaling deviates from ISO 354 to increase readability

$N_{10} = 17$

Desk screen ScreenIT A30 Core 1200x800

SOUND ABSORPTION AREA - CALCULATED FROM MEASUREMENTS

Calculated sound absorption area from ISO 354:2003 reverberation room measurements, evaluated according to ISO 20189:2018



Report number:
4994-M10
Date
2026-04-22

Frequency f [Hz]	Sound absorption area per object [m ² Sabine]	
50	0.31	
63	0.23	0.29
80	0.33	
100	0.24	
125	0.33	0.34
160	0.46	
200	0.59	
250	0.62	0.63
315	0.67	
400	0.71	
500	0.79	0.78
630	0.83	
800	0.91	
1000	0.91	0.94
1250	0.99	
1600	1.05	
2000	1.08	1.1
2500	1.13	
3150	1.12	
4000	1.10	1.1
5000	1.20	

Client: Götessons Design Group
 Manufacturer: Götessons Design Group
 Product identification: ScreenIT A30 Core 1200x800

Description of test specimen: Sound absorbing desk screen 1200 x 800 x 33 mm built up from a wooden frame filled with polyester felt absorber, covered with fabric.

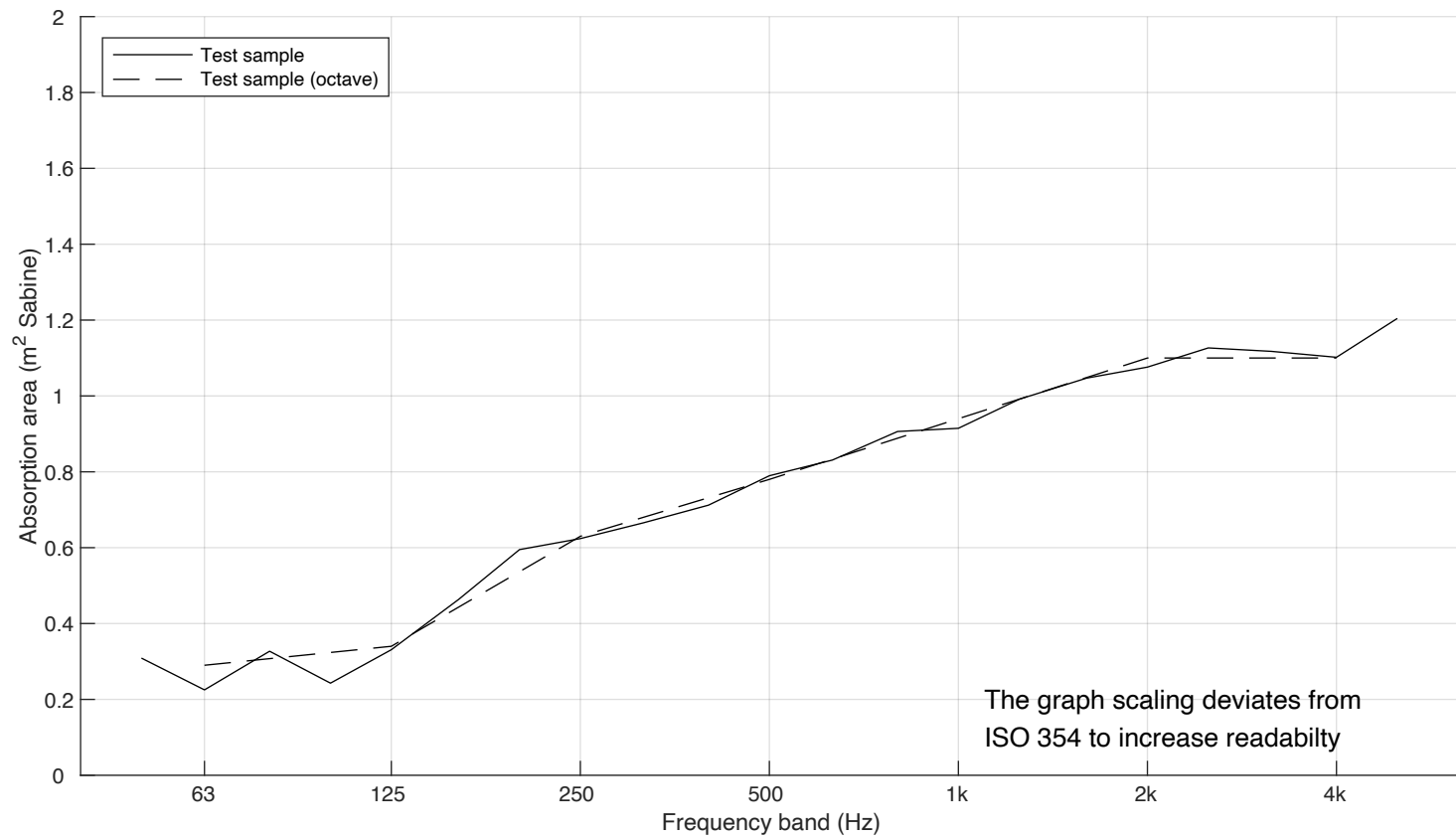
Interpolation according to ISO 20189:2018 appendix E, based on measurements:

4994-M2.txt
and
4994-M3.txt

	Height	Width
Object 1 size	650	1400
Object 2 size	800	1800
Interpolated object size	800	1200

Area difference 5 %

$N_{10} = 13$



Desk screen ScreenIT A30 Core 1400x800

SOUND ABSORPTION AREA - CALCULATED FROM MEASUREMENTS

Calculated sound absorption area from ISO 354:2003 reverberation room measurements, evaluated according to ISO 20189:2018



Report number:
4994-M11
Date
2026-04-22

Frequency f [Hz]	Sound absorption area per object [m ² Sabine]	
50	0.37	
63	0.27	0.34
80	0.38	
100	0.25	
125	0.33	0.37
160	0.54	
200	0.71	
250	0.73	0.73
315	0.75	
400	0.81	
500	0.92	0.91
630	0.99	
800	1.05	
1000	1.09	1.1
1250	1.19	
1600	1.26	
2000	1.29	1.3
2500	1.31	
3150	1.30	
4000	1.27	1.3
5000	1.35	

Client: Götessons Design Group
 Manufacturer: Götessons Design Group
 Product identification: ScreenIT A30 Core 1400x800

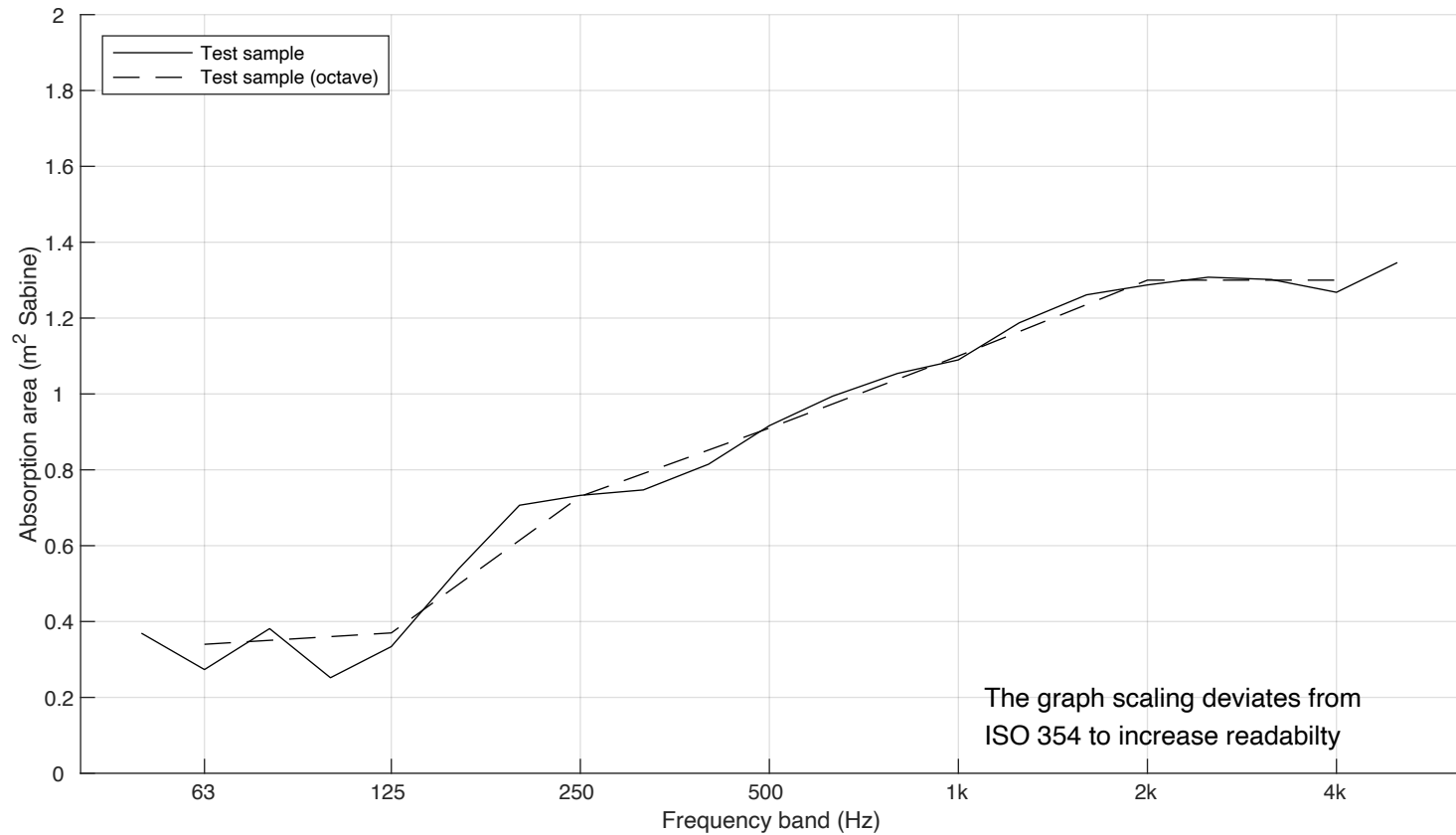
Description of test specimen: Sound absorbing desk screen 1400 x 800 x 33 mm built up from a wooden frame filled with polyester felt absorber, covered with fabric.

Interpolation according to ISO 20189:2018 appendix E, based on measurements:

4994-M2.txt
and
4994-M3.txt

	Height	Width
Object 1 size	650	1400
Object 2 size	800	1800
Interpolated object size	800	1400
Area difference 19 %		

$N_{10} = 11$



Desk screen ScreenIT A30 Core 1600x800

SOUND ABSORPTION AREA - CALCULATED FROM MEASUREMENTS

Calculated sound absorption area from ISO 354:2003 reverberation room measurements, evaluated according to ISO 20189:2018



Report number:
4994-M12
Date
2026-04-22

Frequency f [Hz]	Sound absorption area per object [m ² Sabine]	
50	0.43	
63	0.32	0.40
80	0.44	
100	0.26	
125	0.34	0.40
160	0.61	
200	0.82	
250	0.84	0.83
315	0.83	
400	0.92	
500	1.04	1.0
630	1.16	
800	1.20	
1000	1.26	1.3
1250	1.38	
1600	1.48	
2000	1.50	1.5
2500	1.49	
3150	1.49	
4000	1.43	1.5
5000	1.49	

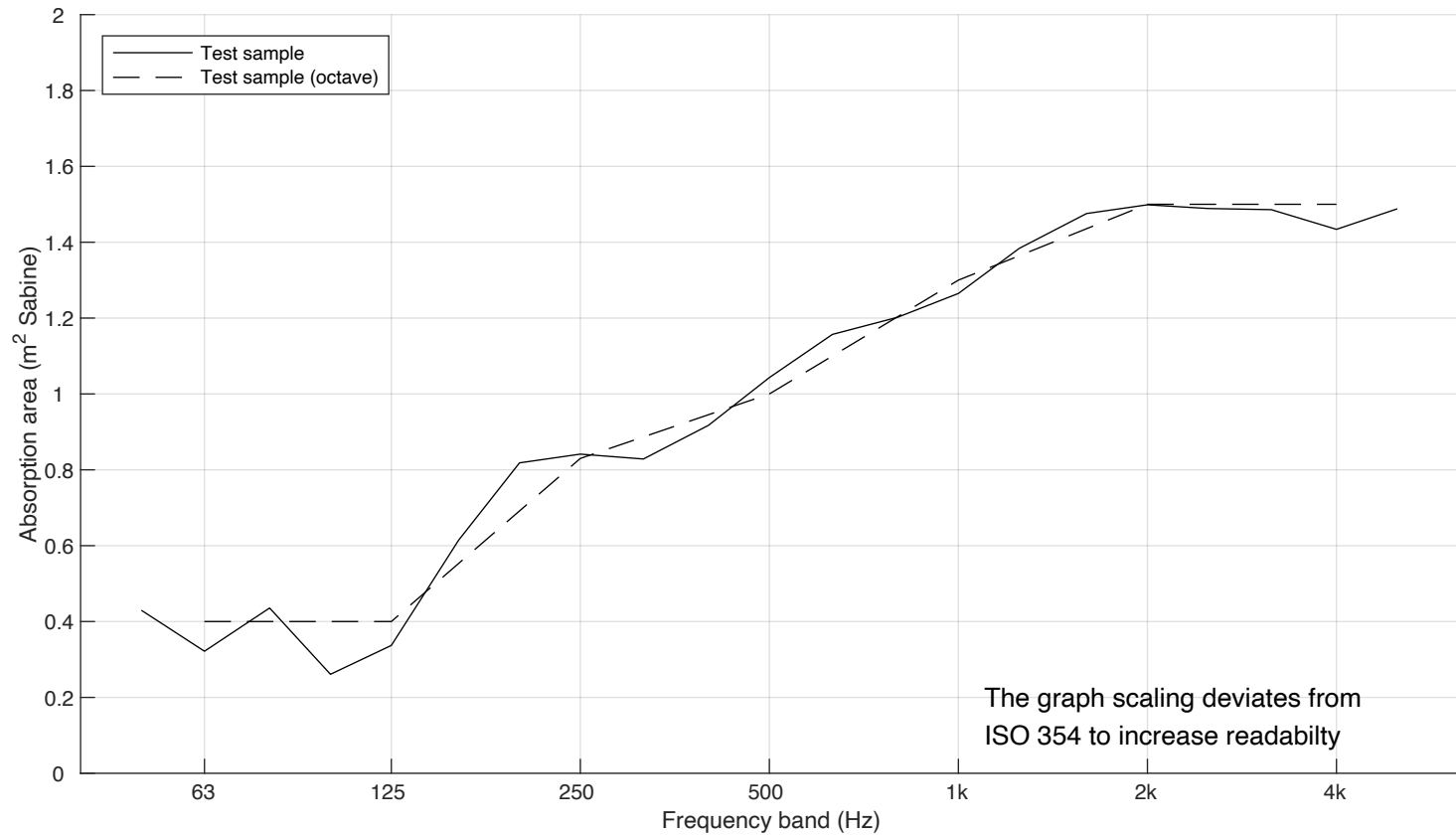
Client: Götessons Design Group
 Manufacturer: Götessons Design Group
 Product identification: ScreenIT A30 Core 1600x800

Description of test specimen: Sound absorbing desk screen 1600 x 800 x 33 mm built up from a wooden frame filled with polyester felt absorber, covered with fabric.

Interpolation according to ISO 20189:2018 appendix E, based on measurements:

4994-M2.txt
and
4994-M3.txt

	Height	Width
Object 1 size	650	1400
Object 2 size	800	1800
Interpolated object size	800	1600
Area difference 11 %		



$N_{10} = 9.6$